


SABER EDGE




SaberEdge
PR-5BSF

28 Harden flail blade with
heat treated satellite shafts.

SaberEdge
PR-5BS



Spring Tines for gentle thatching
over a more groomed lawn.



SaberEdge
PR-5BSS

Our Premire Power Rake

SABER EDGE

The Finer EDGE of Precise Cutting


WWW.SABERTURF.COM

Power Rake

The Saber Edge Power Rake is an easy to operate, durable machine used to remove heavy thatch, allowing the lawn to breathe and help prepare lawn for re-seeding. This built to last model, PR-5BS, available with flail blades (PR-5BSF) or spring tines (PR-5BSS) is designed for everyday use and is assured to give many years of service.

Model PR-5BS offers:


Heavy duty long lasting shaft bearing minimizes vibration allowing for smoother operation.



Pulley protectors (protect pulley when power raking very close to the ground)



Heavy duty (5/8inch belt) for extended belt life.
Belt engagement is made up of solid linkage with quality tie rod ends.



Specifications:

Machine Width - 27 inches
Working Width - 18 1/2 inches
Blade type -
Flail or Spring Tine
Engine Displacement -
10.3 cubic inch (169cc)

Fuel Capacity -
3.3 quarts (3.1L)
Ignition - Flywheel magneto
(electric ignition system)
Starter - Rope start
Easy height adjustment

Solid rubber no flat tire,
long lasting

PLEASE NOTE: All specifications are subject to change without prior notice.



WWW.SABERTURF.COM